



Location: CMA1b - Harbour Grand Hotel Boundary Wall

Report on 24-hour TSP monitoring

Action Level ( $\mu\text{g}/\text{m}^3$ ) - 176.7

Limit Level ( $\mu\text{g}/\text{m}^3$ ) - 260

Date	Sampling Time	Weather Condition	Filter paper no.	Filter Weight, g		Elapse Time, hr		Sampling Time, hr	Flow Rate, $\text{m}^3/\text{min}$			Total Volume, $\text{m}^3$	TSP Level, $\mu\text{g}/\text{m}^3$
				Initial	Final	Initial	Final		Initial, $Q_{si}$	Final, $Q_{sf}$	Average		
04-Mar-21	16:30	Cloudy	CMA1b_24hr_007196	2.7276	2.8638	16972.93	16996.93	24.00	1.29	1.29	1.29	1860	73.2
10-Mar-21	08:00	Cloudy	CMA1b_24hr_007074	2.7491	2.8721	16999.33	17023.33	24.00	1.29	1.29	1.29	1860	66.1

Report on 1-hour TSP monitoring

Action Level ( $\mu\text{g}/\text{m}^3$ ) - 320.1

Limit Level ( $\mu\text{g}/\text{m}^3$ ) - 500

Date	Sampling Time	Weather Condition	Filter paper no.	Filter Weight, g		Elapse Time, hr		Sampling Time, hr	Flow Rate, $\text{m}^3/\text{min}$			Total Volume, $\text{m}^3$	TSP Level, $\mu\text{g}/\text{m}^3$
				Initial	Final	Initial	Final		Initial, $Q_{si}$	Final, $Q_{sf}$	Average		
05-Mar-21	09:26	Cloudy	CMA1b_1hr_1_007075	2.7523	2.7588	16996.93	16997.93	1.00	1.29	1.29	1.29	77	84.0
05-Mar-21	10:28	Cloudy	CMA1b_1hr_2_007072	2.7185	2.7262	16997.93	16998.93	1.00	1.29	1.29	1.29	77	99.5
05-Mar-21	13:00	Cloudy	CMA1b_1hr_3_007073	2.7502	2.7594	16998.93	16999.93	1.00	1.29	1.29	1.29	77	118.9
11-Mar-21	08:45	Cloudy	CMA1b_1hr_1_007087	2.7220	2.7281	17023.33	17024.33	1.00	1.29	1.29	1.29	77	78.8
11-Mar-21	09:47	Cloudy	CMA1b_1hr_2_007088	2.7440	2.7503	17024.33	17025.33	1.00	1.29	1.29	1.29	77	81.4
11-Mar-21	10:50	Cloudy	CMA1b_1hr_3_007089	2.7310	2.7371	17025.33	17026.33	1.00	1.29	1.29	1.29	77	78.8



Location: CMA2a - Causeway Bay Community Centre

Report on 24-hour TSP monitoring

Action Level ( $\mu\text{g}/\text{m}^3$ ) - 169.5

Limit Level ( $\mu\text{g}/\text{m}^3$ ) - 260

Date	Sampling Time	Weather Condition	Filter paper no.	Filter Weight, g		Elapse Time, hr		Sampling Time, hr	Flow Rate, $\text{m}^3/\text{min}$			Total Volume, $\text{m}^3$	TSP Level, $\mu\text{g}/\text{m}^3$
				Initial	Final	Initial	Final		Initial, $Q_{si}$	Final, $Q_{sf}$	Average		
04-Mar-21	08:00	Cloudy	CMA2a_24hr_007193	2.7102	2.8681	3496.97	3496.97	24.00	1.37	1.37	1.37	1970	80.1
10-Mar-21	08:00	Cloudy	CMA2a_24hr_007079	2.7261	2.8486	3499.97	3523.97	24.00	1.37	1.37	1.37	1970	62.2
16-Mar-21	08:00	Cloudy	CMA2a_24hr_007094	2.7321	2.8008	3526.97	3550.97	24.00	1.36	1.36	1.36	1956	35.1
22-Mar-21	08:00	Cloudy	CMA2a_24hr_007099	2.6751	2.8361	3553.97	3577.97	24.00	1.38	1.37	1.37	1979	81.4

Report on 1-hour TSP monitoring

Action Level ( $\mu\text{g}/\text{m}^3$ ) - 323.4

Limit Level ( $\mu\text{g}/\text{m}^3$ ) - 500

Date	Sampling Time	Weather Condition	Filter paper no.	Filter Weight, g		Elapse Time, hr		Sampling Time, hr	Flow Rate, $\text{m}^3/\text{min}$			Total Volume, $\text{m}^3$	TSP Level, $\mu\text{g}/\text{m}^3$
				Initial	Final	Initial	Final		Initial, $Q_{si}$	Final, $Q_{sf}$	Average		
05-Mar-21	08:35	Cloudy	CMA2a_1hr_1_007076	2.7344	2.7424	3496.97	3497.97	1.00	1.37	1.37	1.37	82	97.6
05-Mar-21	09:37	Cloudy	CMA2a_1hr_2_007077	2.7291	2.7370	3497.97	3498.97	1.00	1.37	1.37	1.37	82	96.4
05-Mar-21	10:39	Cloudy	CMA2a_1hr_3_007078	2.7384	2.7493	3498.97	3499.97	1.00	1.37	1.37	1.37	82	133.0
11-Mar-21	08:50	Cloudy	CMA2a_1hr_1_007091	2.7321	2.7449	3523.97	3524.97	1.00	1.37	1.37	1.37	82	156.1
11-Mar-21	09:52	Cloudy	CMA2a_1hr_2_007092	2.7087	2.7183	3524.97	3525.97	1.00	1.37	1.37	1.37	82	117.0
11-Mar-21	10:54	Cloudy	CMA2a_1hr_3_007093	2.7235	2.7281	3525.97	3526.97	1.00	1.37	1.37	1.37	82	56.1
17-Mar-21	08:40	Cloudy	CMA2a_1hr_1_007081	2.7301	2.7364	3550.97	3551.97	1.00	1.36	1.36	1.36	82	77.2
17-Mar-21	09:45	Cloudy	CMA2a_1hr_2_007080	2.7370	2.7442	3551.97	3552.97	1.00	1.36	1.36	1.36	82	88.2
17-Mar-21	10:50	Cloudy	CMA2a_1hr_3_007082	2.7273	2.7339	3552.97	3553.97	1.00	1.36	1.36	1.36	82	80.9
23-Mar-21	08:48	Cloudy	CMA2a_1hr_1_007083	2.7219	2.7321	3577.97	3578.97	1.00	1.37	1.37	1.37	82	123.9
23-Mar-21	09:50	Cloudy	CMA2a_1hr_2_007084	2.7235	2.7307	3578.97	3579.97	1.00	1.37	1.37	1.37	82	87.4
23-Mar-21	11:00	Cloudy	CMA2a_1hr_3_007085	2.7155	2.7230	3579.97	3580.97	1.00	1.37	1.37	1.37	82	91.1



Location: CMA3a - CWB PRE Site Office Area

Report on 24-hour TSP monitoring  
Action Level ( $\mu\text{g}/\text{m}^3$ ) - 171  
Limit Level ( $\mu\text{g}/\text{m}^3$ ) - 260

Date	Sampling Time	Weather Condition	Filter paper no.	Filter Weight, g		Elapse Time, hr		Sampling Time, hr	Flow Rate, $\text{m}^3/\text{min}$			Total Volume, $\text{m}^3$	TSP Level, $\mu\text{g}/\text{m}^3$
				Initial	Final	Initial	Final		Initial, $Q_{si}$	Final, $Q_{sf}$	Average		
04-Mar-21	08:00	Cloudy	CMA3a_24hr_007195	2.7236	2.8458	13856.77	13880.77	24.00	1.21	1.21	1.21	1742	70.2
10-Mar-21	08:00	Cloudy	CMA3a_24hr_007155	2.7367	2.8575	13883.77	13907.77	24.00	1.21	1.21	1.21	1742	69.4
16-Mar-21	08:00	Cloudy	CMA3a_24hr_007529	2.6708	2.7665	13910.77	13934.77	24.00	1.20	1.20	1.20	1731	55.3

Report on 1-hour TSP monitoring  
Action Level ( $\mu\text{g}/\text{m}^3$ ) - 311.3  
Limit Level ( $\mu\text{g}/\text{m}^3$ ) - 500

Date	Sampling Time	Weather Condition	Filter paper no.	Filter Weight, g		Elapse Time, hr		Sampling Time, hr	Flow Rate, $\text{m}^3/\text{min}$			Total Volume, $\text{m}^3$	TSP Level, $\mu\text{g}/\text{m}^3$
				Initial	Final	Initial	Final		Initial, $Q_{si}$	Final, $Q_{sf}$	Average		
05-Mar-21	13:00	Cloudy	CMA3a_1hr_1_007197	2.7591	2.7670	13880.77	13881.77	1.00	1.21	1.21	1.21	72	109.0
05-Mar-21	14:02	Cloudy	CMA3a_1hr_2_007198	2.7382	2.7460	13881.77	13882.77	1.00	1.21	1.21	1.21	72	107.6
05-Mar-21	15:04	Cloudy	CMA3a_1hr_3_007154	2.7429	2.7476	13882.77	13883.77	1.00	1.21	1.21	1.21	72	64.8
11-Mar-21	13:00	Cloudy	CMA3a_1hr_1_007527	2.6990	2.7052	13907.77	13908.77	1.00	1.21	1.21	1.21	73	85.5
11-Mar-21	14:02	Cloudy	CMA3a_1hr_2_007528	2.6800	2.6852	13908.77	13909.77	1.00	1.21	1.21	1.21	73	71.7
11-Mar-21	15:04	Cloudy	CMA3a_1hr_3_007530	2.6856	2.6911	13909.77	13910.77	1.00	1.21	1.21	1.21	73	75.9
17-Mar-21	09:10	Cloudy	CMA3a_1hr_1_007156	2.7213	2.7267	13934.77	13935.77	1.00	1.20	1.20	1.20	72	74.8
17-Mar-21	10:12	Cloudy	CMA3a_1hr_2_007157	2.7162	2.7214	13935.77	13936.77	1.00	1.20	1.20	1.20	72	72.0
17-Mar-21	13:00	Cloudy	CMA3a_1hr_3_007158	2.7227	2.7298	13936.77	13937.77	1.00	1.20	1.20	1.20	72	98.3



Location: MA1b - Harbour Building

Report on 24-hour TSP monitoring

Action Level ( $\mu\text{g}/\text{m}^3$ ) - 173.4  
 Limit Level ( $\mu\text{g}/\text{m}^3$ ) - 260

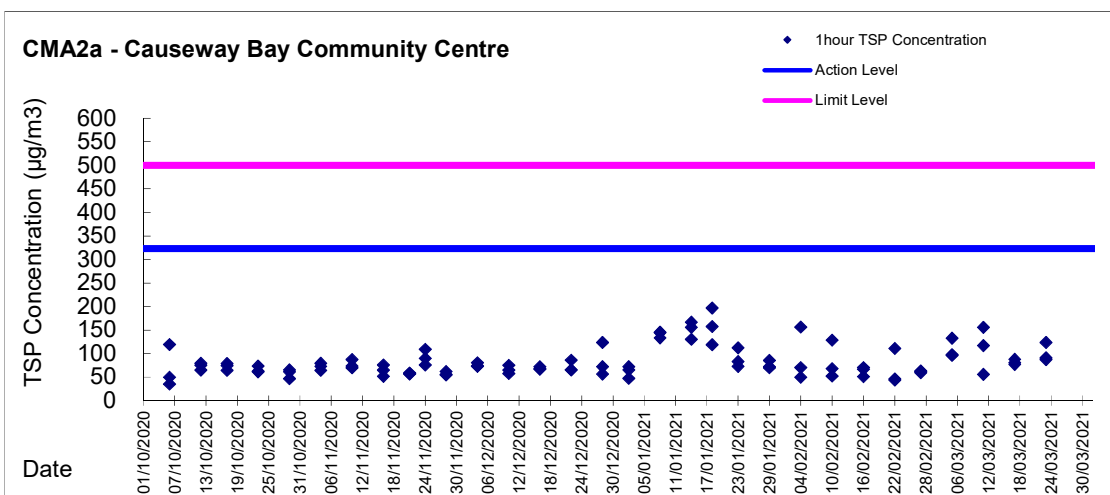
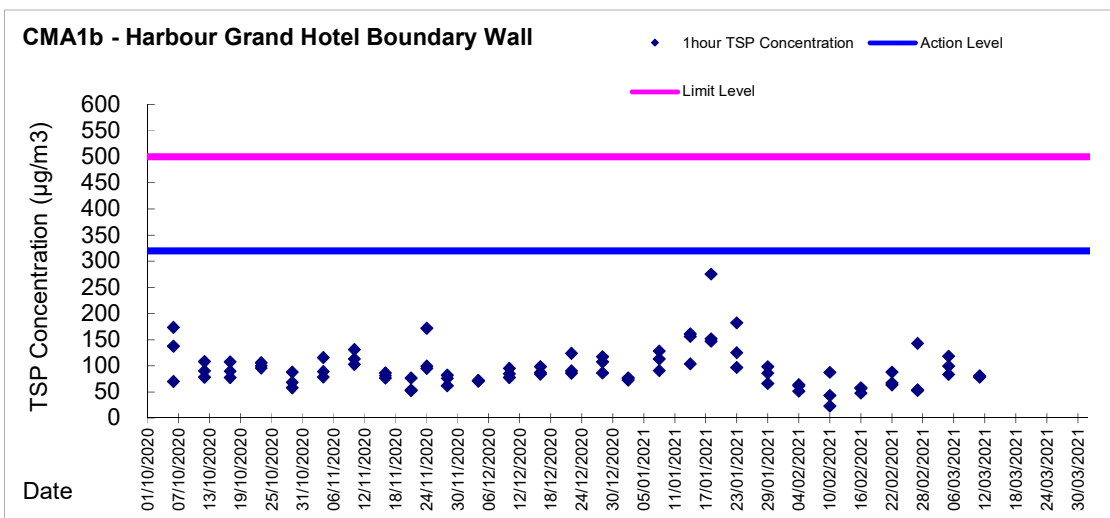
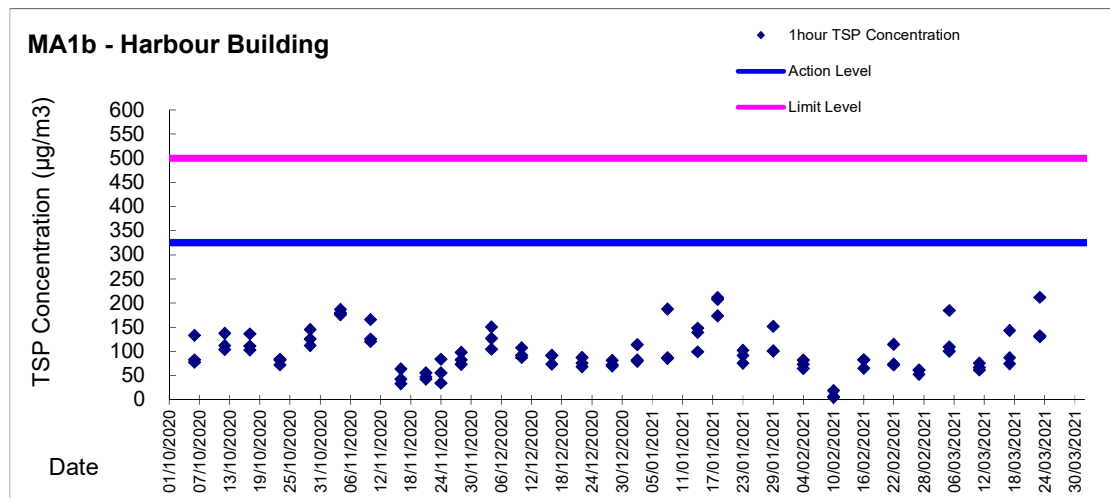
Date	Sampling Time	Weather Condition	Filter paper no.	Filter Weight, g		Elapse Time, hr		Sampling Time, hr	Flow Rate, $\text{m}^3/\text{min}$			Total Volume, $\text{m}^3$	TSP Level, $\mu\text{g}/\text{m}^3$
				Initial	Final	Initial	Final		Initial, $Q_{si}$	Final, $Q_{sf}$	Average		
04-Mar-21	08:00	Cloudy	MA1b_24hr_007012	2.7130	2.8204	8397.30	8421.30	24.00	0.95	0.95	0.95	1365	78.7
10-Mar-21	08:00	Cloudy	MA1b_24hr_007518	2.6964	2.8136	8424.30	8448.30	24.00	0.95	0.95	0.95	1365	85.9
16-Mar-21	08:00	Cloudy	MA1b_24hr_007526	2.6960	2.8776	8451.30	8475.30	24.00	0.94	0.94	0.94	1353	134.2
22-Mar-21	08:00	Cloudy	MA1b_24hr_007532	2.6833	2.8298	8478.30	8502.30	24.00	1.11	1.11	1.11	1600	91.5

Report on 1-hour TSP monitoring

Action Level ( $\mu\text{g}/\text{m}^3$ ) - 325.1  
 Limit Level ( $\mu\text{g}/\text{m}^3$ ) - 500

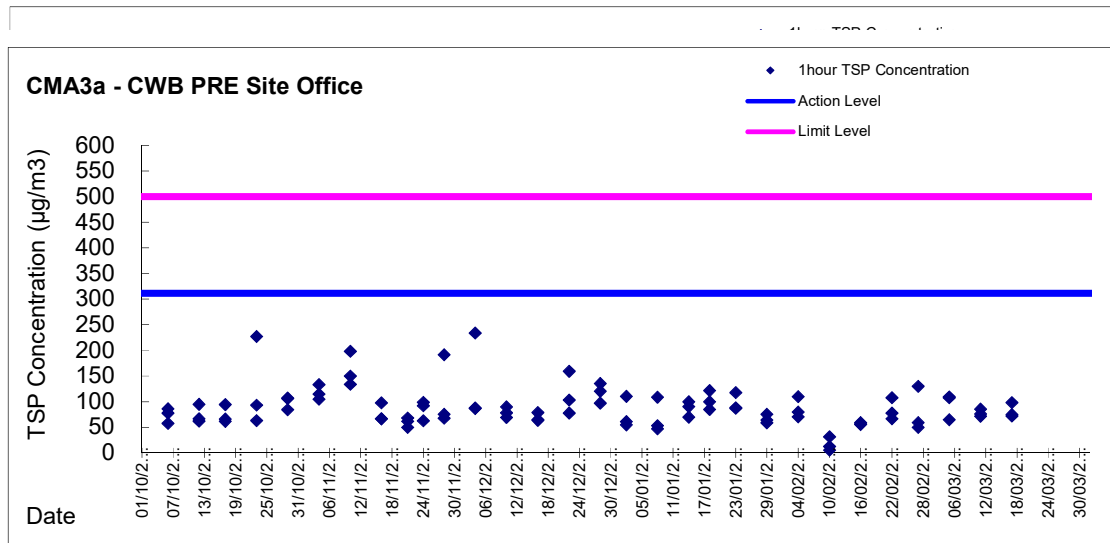
Date	Sampling Time	Weather Condition	Filter paper no.	Filter Weight, g		Elapse Time, hr		Sampling Time, hr	Flow Rate, $\text{m}^3/\text{min}$			Total Volume, $\text{m}^3$	TSP Level, $\mu\text{g}/\text{m}^3$
				Initial	Final	Initial	Final		Initial, $Q_{si}$	Final, $Q_{sf}$	Average		
05-Mar-21	13:00	Cloudy	MA1b_1hr_1_007521	2.7193	2.7250	8421.30	8422.30	1.00	0.95	0.95	0.95	57	100.4
05-Mar-21	14:02	Cloudy	MA1b_1hr_2_007199	2.7341	2.7403	8422.30	8423.30	1.00	0.95	0.95	0.95	57	109.2
05-Mar-21	15:04	Cloudy	MA1b_1hr_3_007520	2.7039	2.7144	8423.30	8424.30	1.00	0.95	0.95	0.95	57	185.0
11-Mar-21	08:21	Cloudy	MA1b_1hr_1_007519	2.7071	2.7114	8448.30	8449.30	1.00	0.95	0.95	0.95	57	75.7
11-Mar-21	09:23	Cloudy	MA1b_1hr_2_007522	2.6992	2.7030	8449.30	8450.30	1.00	0.95	0.95	0.95	57	66.9
11-Mar-21	10:25	Cloudy	MA1b_1hr_3_007523	2.7174	2.7209	8450.30	8451.30	1.00	0.95	0.95	0.95	57	61.6
17-Mar-21	13:00	Cloudy	MA1b_1hr_1_007531	2.6720	2.6762	8475.30	8476.30	1.00	0.94	0.94	0.94	56	74.4
17-Mar-21	14:02	Cloudy	MA1b_1hr_2_007524	2.6894	2.6943	8476.30	8477.30	1.00	0.94	0.94	0.94	56	86.7
17-Mar-21	15:04	Cloudy	MA1b_1hr_3_007525	2.7055	2.7136	8477.30	8478.30	1.00	0.94	0.94	0.94	56	143.4
23-Mar-21	13:00	Cloudy	MA1b_1hr_1_007533	2.6793	2.6881	8502.30	8503.30	1.00	1.11	1.11	1.11	67	132.2
23-Mar-21	14:02	Cloudy	MA1b_1hr_2_007525	2.7200	2.7341	8503.30	8504.30	1.00	1.11	1.11	1.11	67	211.7
23-Mar-21	15:04	Cloudy	MA1b_1hr_3_007524	2.7055	2.7142	8504.30	8505.30	1.00	1.11	1.11	1.11	67	130.6

**Graphic Presentation of 1 hour TSP Result**

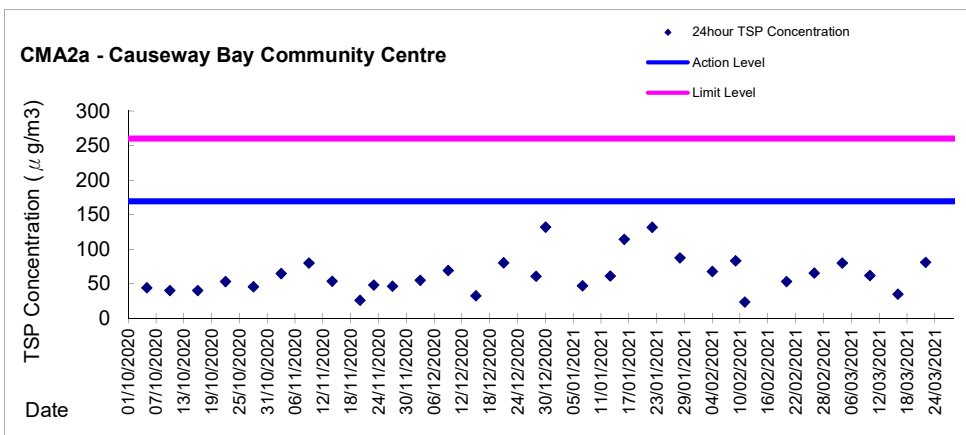
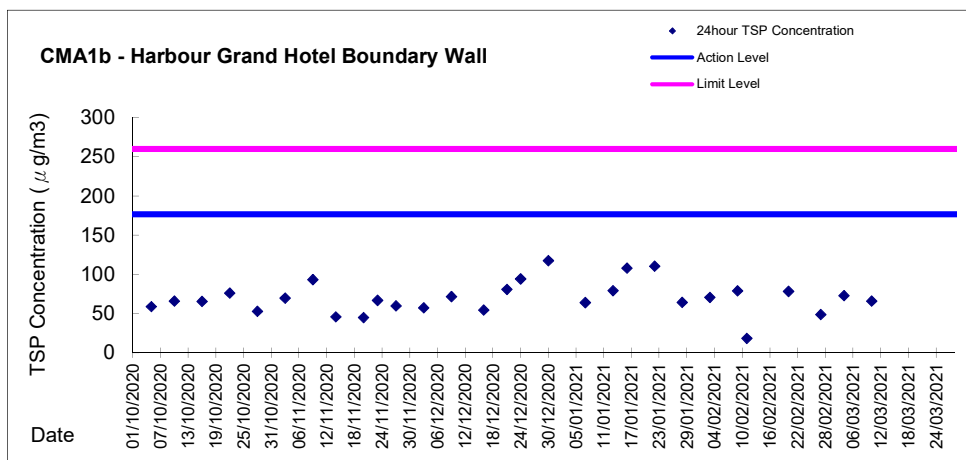
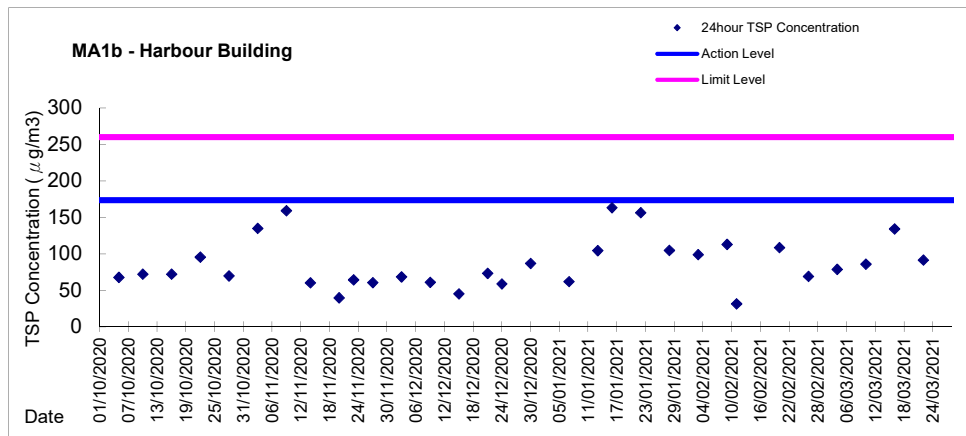




Graphic Presentation of 1 hour TSP Result



**Graphic Presentation of 24 hour TSP Result**





Graphic Presentation of 24 hour TSP Result

